

Fall Cub Camporee



October 11-13, 2019 @ Saukenauk Scout Reservation

OR

October 18 – 20, 2019 @ Camp Eastman

Friday Night is Optional for Camping

No Meals Provided Friday Night or Sat Breakfast

- WHO** All New Scouts, Returning Scouts, Webelos, and Parents
- FEES** FREE for New Scouts (Fall 2019) \$20.00 for all other attendees
- WHAT TO BRING** Personal camping gear and equipment – Suggested Packing List attached. Parts A&B of the BSA Health Form.
Optional: T-Shirt to screen print or purchase a shirt at the event.
- REQUIRED DOCUMENTS** Medical Form must be present on campgrounds. Roster of Scouts in Camp to be submitted upon arrival. **E-Mails are required.**
- ACTIVITIES** Activities are geared to give youth an introduction to Scouting. The festivities will culminate with the Big Race in the afternoon. Cardboard Box Cars should be built prior to arrival. Webelos will be working on adventure loops.
- MORE INFO** Kim Thompson – smiley_167@hotmail.com or 319-572-3231
Heather Huebner – heather.huebner@scouting.org or 217-224-0204

New Cub Camp 2019

Pack # _____

Please Check Camp You Are Attending

Saukenauk Scout Reservation
October 11-13, 2019

Camp Eastman
October 18-20, 2019

Return to either Service Center, Boy Scouts of America, 2522 Locust Street, Quincy, IL 62301

Or

3007 Flint Hills Drive, Burlington, IA 52601 with payment in full on or before Oct 4th (SSR) or Oct. 11th (CE)

Leader in charge at event OR Parent's name if Scout is registering individually _____

Email Address _____ Cell phone # (_____) _____ - _____

Registrations

Number of New Scouts _____ x \$FREE = \$0.00
 Number of returning Scouts _____ x \$20.00 = \$ _____
 Number of Adults _____ x \$20.00 = \$ _____

Total Fees for Registrations = \$ _____

Total Fees for Shirts = \$ _____

TOTAL FEES DUE = \$ _____

Optional pre-ordered T-shirts

Please list quantities:

____ Youth Small
 ____ Youth Medium ____ Adult Small
 ____ Adult Medium ____ Adult Large
 ____ Adult X Large ____ Adult 2XL
 ____ Other (Specify)

Total Shirts: ____ x \$10.00 = \$ ____ .00

Please pay with Registration for all Pre-Orders.
 Shirts will be available for pickup upon arrival.

Weekend Schedule & Activities for All Ages

Friday – Optional!!

5:00 p.m. Registration at the Trading Post & Campsite Set Up
7:00 p.m. – 8:00 p.m. Camp wide Activity Followed by Cracker Barrel (Dining Hall)

Saturday

8:00 a.m. – 9:15 a.m. Registration at the Trading Post & Campsite Set Up
for those just arriving
9:30 a.m. Opening Ceremony & Flags
9:00 am – 3:20 p.m. Program Sessions
Daily Schedule Coming Soon!
3:30 – 5:00 p.m. Break/Den Time
5:00 p.m. Evening Flags
5:15 p.m. Dinner
6:15 p.m. Campfire
7:15 p.m. Campers return to Camp Sites
10:00 p.m. Quiet Time

Sunday

7:30 a.m. Interfaith Worship Service – Trading Post

Please Depart by 9:00 a.m.

Reminder of Camp Rules

Please observe quiet time starting at 10:00 p.m.

NO alcohol, firearms, or fireworks are allowed on property.

Smoking is only permitted in the parking lot away from campers.

Parents & Leaders **MUST** be with their youth during the program rotations and open program

Camp Rules and Regulations

Camp Code	The Scout Oath and Law will be the law of the camp.
Early Arrivals	Those persons who are not on Staff that arrive prior to Check-In will be asked to wait to set up camp.
Roster	The Unit Roster form enclosed in this manual, or equivalent, must be completed and turned in at Check-In. Please make additional copies as needed.
Ground Fires	Ground Fires are permitted. Please try your best to keep them within fire pits.
Generators	Generators are not allowed for unit use. Electricity may be available upon request for medical purposes.
Cooking Fuel	Use wood, charcoal, or pressurized fuel in preparation of meals.
Pressurized Fuels	The use of either high or low-pressure lanterns or stoves must be in accordance with current council policy.
Use of Water	Water sources are only for filling water containers. Please do not use the spigot for personal hygiene, washing or rinsing dishes, or washing clothes.
Tent Ditching	“Proper pitching avoids ditching.” Digging ditches around tents is strictly prohibited.
Garbage	Each unit must take their trash home with them when they leave.
Tobacco	No person under the age of 18 is allowed to use tobacco products. Violators will be asked to leave. All adult smokers are encouraged to refrain from smoking around the Scouts during the weekend.
Dress Code	Please wear the Field Uniform. Field (Class A) or Activity (Class B) uniforms are encouraged throughout the duration of the campout. No inappropriate civilian clothes are permitted. Closed toed shoes must be worn around camp for safety.
Early Departures	Units needing an early departure on Sunday should make prior arrangements with the Campmaster or District Camping Chairman.
<i>Prohibited</i>	<i>Alcohol, fireworks, firearms, and non-medically prescribed drugs are all strictly prohibited.</i>

Suggested Packing List

This list is provided as a simple guideline to plan what you will need for a typical weekend camping trip. We recommend packing your items in a backpack or duffle bag. Clothing and personal property should be permanently marked with your name and unit. Medications should be clearly marked with Scout's name, medication name, dosage.

Official BSA Uniform:

- _ Uniform Shirt (Blue)
- _ Neckerchief/Slide
- _ Cub Scout Hat

Clothing:

- _ Socks
- _ T-Shirts
- _ Underwear
- _ Pair of Long Pants
- _ Pair of Shorts
- _ Sweatshirt
- _ Jacket/Coat (seasonal)
- _ Sleepwear
- _ Closed Toed Shoes
- _ Raingear/Poncho

Toiletries:

- _ Soap in a carrier
- _ Towels and washcloths
- _ Toothbrush & Toothpaste
- _ Comb or Brush
- _ Deodorant
- _ Tissues

Camping Gear:

- _ Canteen or Water Bottle
- _ Flashlight (w/extra batteries)
- _ Tent
- _ Ground Cloth

Bedding:

- _ Sleeping Pad (optional)
- _ Sleeping bag
- _ Pillow or camp pillow

Other Items:

- _ Medications - Clearly labeled
- _ Cub Scout Handbook
- _ Wristwatch
- _ Notebook and pencils
- _ Folding Chair
- _ Card Games
- _ Camera



District: _____
Unit # _____

Unit Roster

	Name	Grade	E-mail Address	Circle One:
1				Youth Adult
2				Youth Adult
3				Youth Adult
4				Youth Adult
5				Youth Adult
6				Youth Adult
7				Youth Adult
8				Youth Adult
9				Youth Adult
10				Youth Adult
11				Youth Adult
12				Youth Adult



13				Youth Adult
14				Youth Adult
15				Youth Adult
16				Youth Adult
17				Youth Adult
18				Youth Adult
19				Youth Adult
20				Youth Adult
21				Youth Adult
22				Youth Adult
23				Youth Adult
24				Youth Adult
25				Youth Adult
26				Youth Adult



2019 Fall Cub Camporee Evaluation

Please rate the following on a scale of 1-5 (5 being the best)

Location – Was this the best venue for the event?	1	2	3	4	5
Information & Communication – Overall Score	1	2	3	4	5
Did it help prepare you for this weekend?	1	2	3	4	5
Did you receive it in time?	1	2	3	4	5
Was any information missing that should have been included?					
Staff & Logistics – Overall Score	1	2	3	4	5
Ease of Registration	1	2	3	4	5
Did staff fulfill your expectations?	1	2	3	4	5
Activities – Overall Score	1	2	3	4	5
Diversity of Activities	1	2	3	4	5
Quantity of Activities	1	2	3	4	5
Were they interesting?	1	2	3	4	5
Activity Difficulty – 1 being too easy, 3 being just right and 5 being too hard	1	2	3	4	5
What can we START doing to improve?					
What can we STOP doing?					
What can we CONTINUE doing?					
General Comments and Suggestions:					

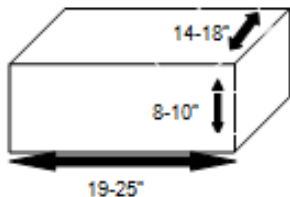
Would you like to help plan or staff the next Camping Activity?

Please Check One: <input type="checkbox"/> Yes! Count me in! <input type="checkbox"/> Don't know. Call me when it's time.	
Name:	Phone:

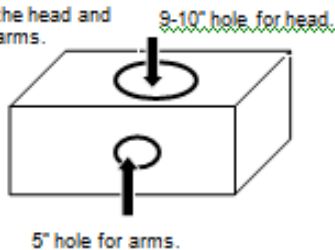


Cubanapolis Car Building Instructions

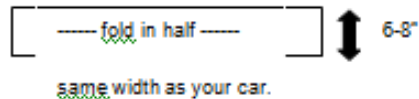
1. Pick the right size cardboard box.



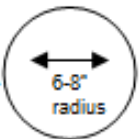
2. Cut holes for the head and arms.



3. Make a windshield out of cardboard



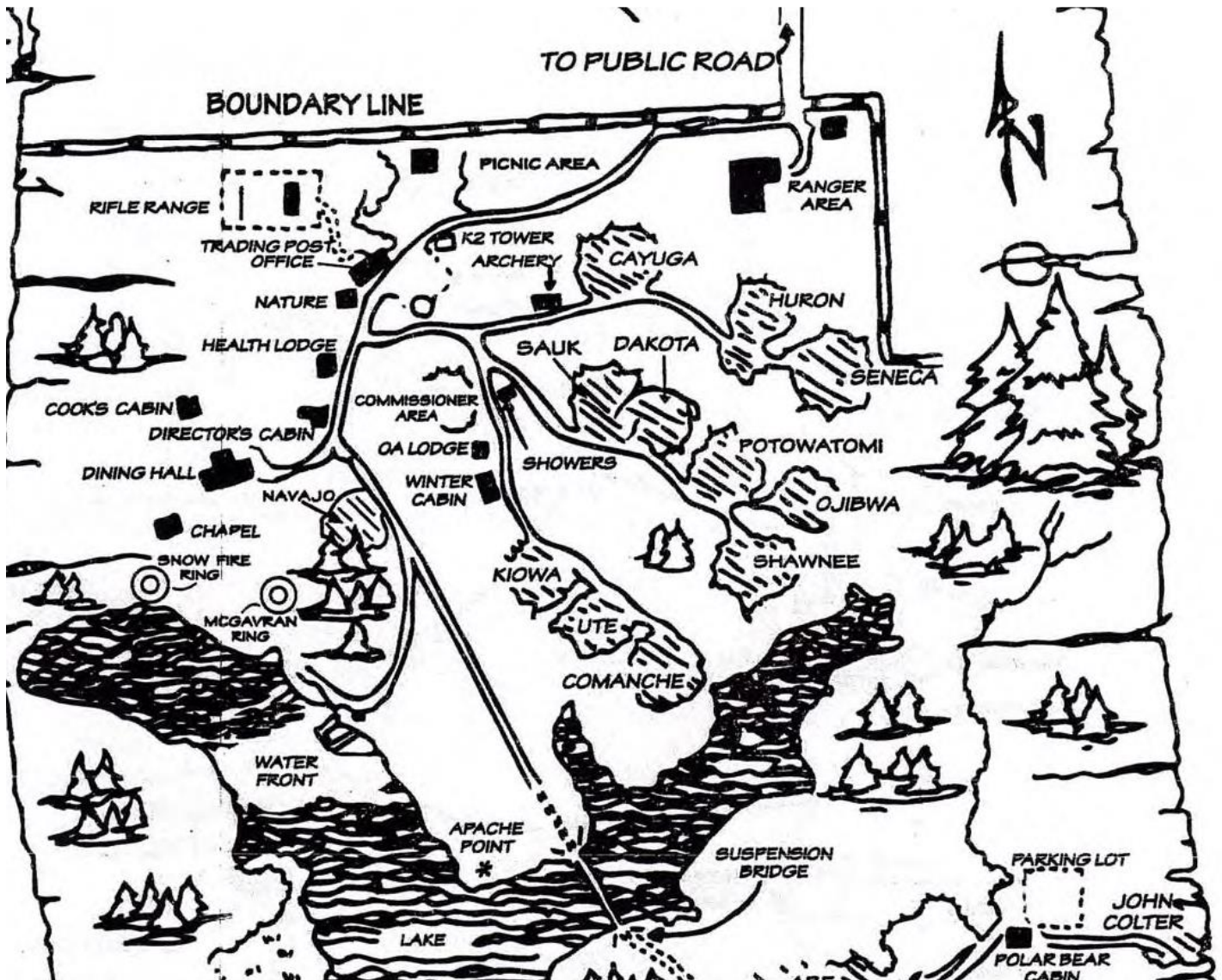
4. Make four wheels out of cardboard.



5. Assemble with glue.
6. Decorate and paint as desired (be original)

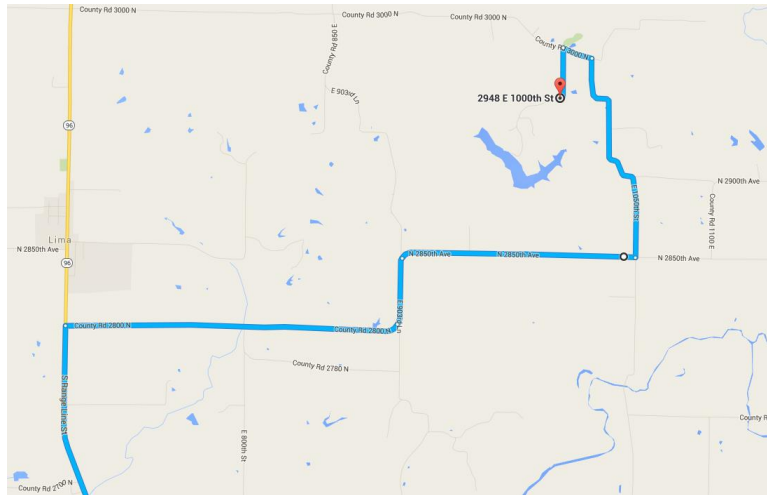


Map of Saukenauk Scout Reservation





Directions to Saukenauk Scout Reservation



FROM NAUVOO

Take E Co Rd 1720 to IL-96 S/N Co Rd 0
Head southwest on E Co Rd 1780 toward N Co Rd 750

E Co Rd 1780 turns left and becomes N Co Rd 750

Continue onto E Co Rd 1720

Continue on IL-96 S to Mendon

Turn left onto N State St.

Look for signs to Saukenauk Scout Reservation

FROM QUINCY

Take US-24 E/N 4th St to IL-110 E/IL-336 N in Ellington Township.

Take the IL-336 N exit from US-24 W

Continue on IL-110 E/IL-336 N. Drive to N State St in Mendon

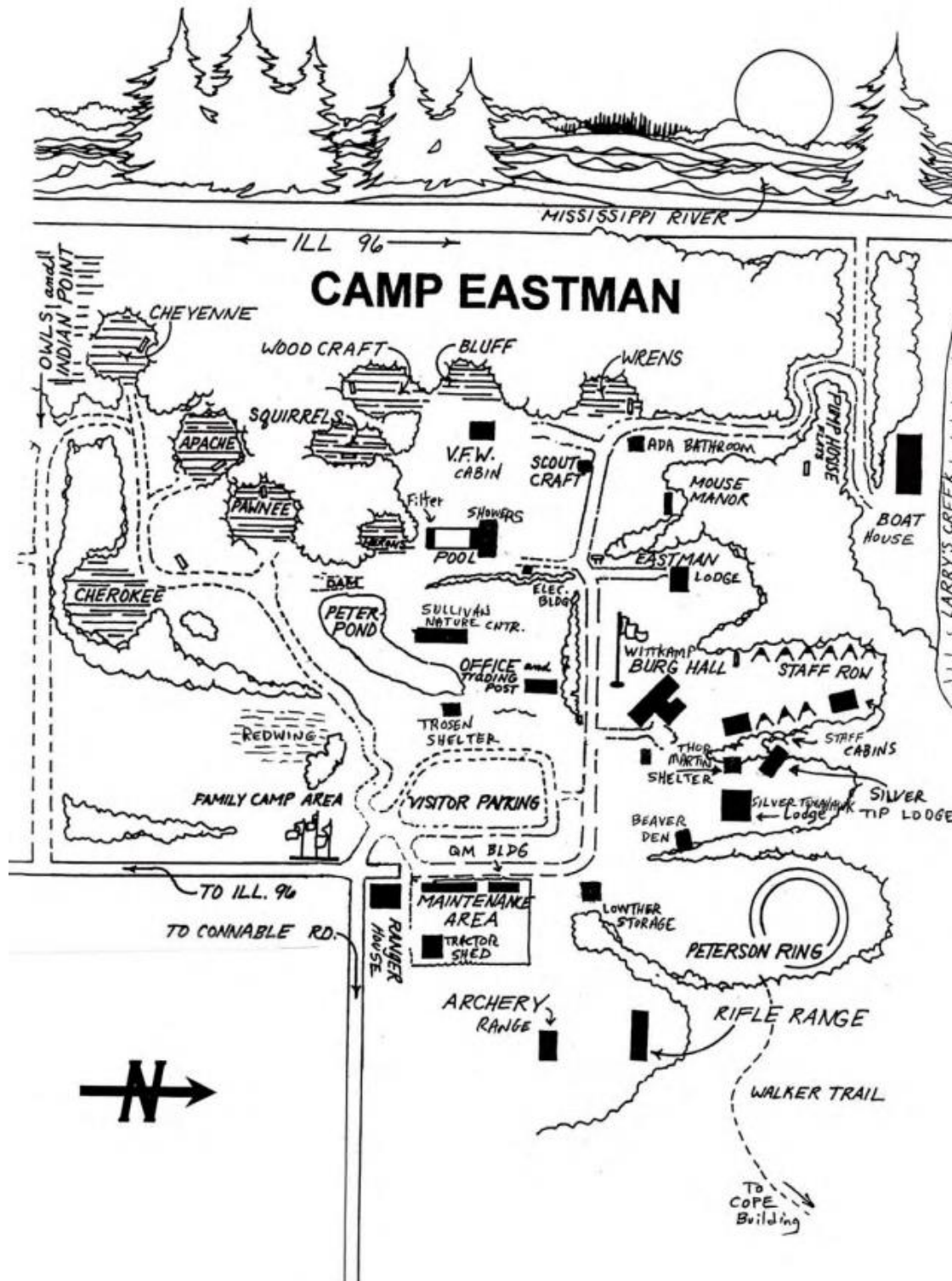
Turn left on Route 61

Turn right on State Street

Look for signs to Saukenauk Scout Reservation

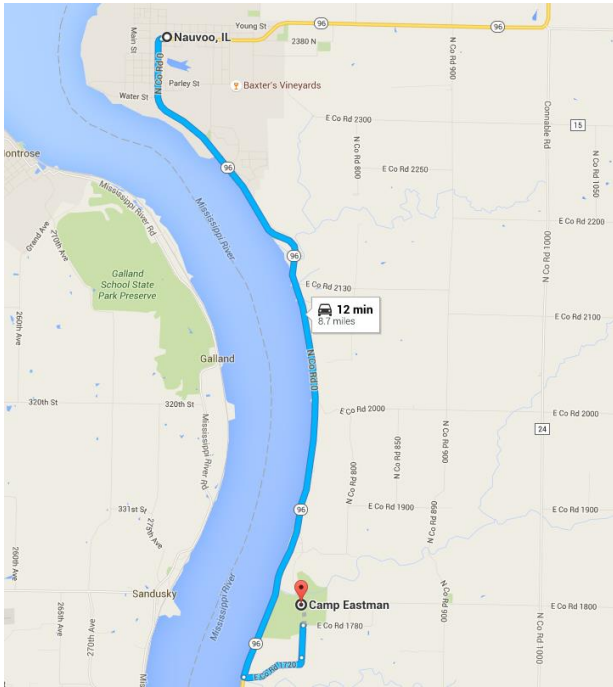


Map of Camp Eastman





Directions to Camp Eastman



FROM NAUVOO

Take IL-96 South towards Keokuk/Hamilton

Turn Left onto E County Rd 1720

Look for signs to Camp Eastman

FROM QUINCY

Take US-24 E/N 4th St to IL-110 E/IL-336 N in Ellington Township.

Continue on IL-96 N through Hamilton, IL along the River Road

Turn Right onto E County Rd 1720

Look for signs to Camp Eastman



Important Contact Information

Kim Thompson
Fall Cub Camporee Chair
Cell: 319-572-3231
smiley_167@hotmail.com

Phil Kaehler
Camp Ranger
Cell: 217-617-6783
philip.kaehler@scouting.org

Heather Huebner
Senior District Executive/Staff Advisor
Cell: 319-316-3144
heather.huebner@scouting.org

Quincy Service Center
217-224-0204

Burlington Service Center
319-754-8413

Adams County Sheriff
217-277-2200

Adams County EMS
217-277-2001

Blessing Hospital
217-223-8400

Hancock County Sheriff
217-357-2115

Hancock County EMS
217-357-0702

Keokuk Area Hospital
319-524-7150

Poison Control
1-800-222-1222