



**2022**

# **SCOUTS BSA SUMMER CAMP GUIDE**

**TROOP SUMMER CAMP - PROVO - NATIONAL YOUTH LEADERSHIP TRAINING  
DUTY TO GOD RETREAT - SSR BACK COUNTRY EXPERIENCE - TRAIL TO EAGLE - & MORE**



# Our Camps & Philosophy

Close your eyes and think back to when you were a kid. You probably attended a camp, whether it was Scout Camp, Church Camp, or some other outdoor program. What do you remember? Probably the friends you made, the challenges you overcame, and adventures that unfolded. Our Camp Staff is committed to ensuring your Scout develops memories that last a lifetime. Merit Badges and advancement are one of the methods of Scouting but they are not the **ONLY** methods. Our camp emphasizes the *Patrol Method* and additional activities that will help your Scout develop fond memories and friendships as they become prepared for the rest of their lives.

We are excited to build upon the momentum we made in 2021 with our increased staff training, revised Merit Badge schedule, and additional activities. We are also very excited to announce several new camps:

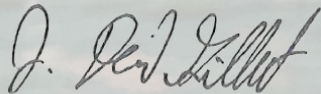
**National Youth Leadership Training** – Why is this on the list? It's a brand-new syllabus! Designed to prepare your Scouts for leadership in your Troop and life.

**Back Country Experience** – A full week of backpacking around Saukenauk Scout Reservation! Treat this like a mini-Philmont trek (trail meals included) as you explore the back 2/3 of the Reservation and enjoy other high-adventure style activities.

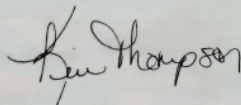
**Duty to God Retreat** – This half-week summer camp is non-denomination in form and will introduce your Scouts to the BSA Religious Awards for your faith, help your Scouts understand what reverence is and how that applies to the Scout Oath, Law, and everyday life. Additional activities will be provided for you to do as a family and with your religious leader.

**Trail to Eagle Camp** – This camp will walk your Scout through everything they need to know and do to earn Star, Life, and Eagle. Some Eagle Required badges NOT offered at Troop Summer Camp will be available and they will get to meet directly with the Eagle Board of Review volunteers.

We look forward to seeing you at one, two, or all of our summer camps this year!



J. David Gilbert  
Camp Director



Kim Thompson  
Program Director



# Contents

Troop Summer Camp .....	4
Order of the Arrow .....	14
Tribe of the Silver Tomahawk .....	15
Provisional Troop Summer Camp .....	15
OA Service Corps.....	18
National Youth Leadership Training .....	19
Duty to God Retreat.....	21
SSR Back Country Experience.....	23
What to Bring to Camp (Trek Format) .....	24
Trail to Eagle Camp .....	25
What to Bring to Camp .....	28
General Camp Rules.....	29
Health and Safety.....	30
Forms & Documents .....	3
Merit Badge Make Up Day.....	31
2023 National Jamboree.....	31
National OA Conference .....	31

## Forms & Documents

Visit our website at [www.mississippivalleybsa.org/camps](http://www.mississippivalleybsa.org/camps) for more resources including:

- 2022 Campsite Reservation Form
- 2022 Camp Staff Application
- BSA Annual Health and Medical Record  
(Linked to National Website)
- Mississippi Valley Council Campership Form
- Refund Request Form
- Swim Test Certification
- Scout Release Request
- Camp Maps
- ATV Program Hold Harmless
- Other Check-In Related Documents



# Troop Summer Camp

Troop Summer camp is your traditional Summer Camp. The program focuses on the Adventure, Skill Instruction, Patrol Method, and earning a handful of Merit Badges. Choose your camp, prepare your patrol, and get excited for your adventure!

## Objectives

- Supplementing your Troop Program with activities designed using the *patrol method*
- Exemplifying and living the values of the Scout Oath and Law
- Support for your Troop via training, a vision of Scouting, and awareness of activities & awards
- Fun Activities based on Scouts' interests allowing them to have an adventure, make friends, & create memories
- Introduce Scouts to 2-5 avocation & career-based skills via the merit badge program

## Reserving your Camp, Site, Date, & Fees

The first step in registering for camp is to fill out a campsite reservation form found on our website and paying the deposit. This will lock in your choice of camp, camp dates, and campsite. Many units will fill out this form at the previous year's summer camp.

Scouts BSA	
<b>2022 Early Bird</b>	\$305/Scout
<b>If paid by 4/14/22</b>	\$155/Adult
<b>2022 Standard Price</b>	\$330/Scout
<b>If fees paid after 4/14/22</b>	\$180/Adult
Discount for eating at campsite and providing your own meals is \$35/Person	

## Camp Properties

### Saukenauk Scout Reservation

Adventure awaits at this back-woods property with 600+ of acres to roam and explore. This camp focuses on adventure and shooting sports while still maintaining the traditional camp experiences.

- June 12 – 18 – Week 1 (Saukenauk Scout Reservation)
- June 19 – 25 – Week 2 (Saukenauk Scout Reservation)

### Camp Amenities

- Free Public Wi-Fi
- Climbing Tower
- Bouldering Wall
- Lake
- 2 Zip Lines
- Shotgun Range
- Cowboy Action Shooting
- Pistol Range
- Rifle Range
- Archery Range
- Long Range Rifle Range
- COPE Course (low COPE)
- ½ Basketball Court
- Volleyball Court
- Human Foosball Court
- Wheelchair Accessible Nature Trail
- Chapel

## Camp Eastman

The tranquility of the Mississippi River & thrill of opportunity awaits at Camp Eastman. Activities are balanced between standard camp fair and a heavy emphasis on STEM & Aquatic/Boating activities.

- July 10 – 16 – Week 1 (Camp Eastman)
- July 17 – 23 – Week 2 (Camp Eastman)

### Camp Amenities

- |                                  |                     |                            |
|----------------------------------|---------------------|----------------------------|
| • COPE Course (Under Renovation) | • Basketball Court  | • Action Archery Range     |
| • Pool (Under Renovation)        | • Soccer Field      | • Archery Range            |
| • Volleyball Court               | • RC Race Car Track | • Gaga Pit                 |
|                                  | • Shotgun Range     | • Mississippi River Access |
|                                  | • Rifle Range       |                            |

## *Campsites Notes*

Units not registering the minimum of 15 campers may have another Troop assigned with them in order to allow more Scouts to attend camp and utilize our facilities to their maximum capacity.

Sauk Campsite at Saukenauk Scout Reservation and Wrens campsite at Camp Eastman are handicap accessible campsites.

For pictures of our campsites, you can visit our facility reservation website:

<https://registration.mississippivalleybsa.org/>





## Daily Camp Schedules

### Monday - Friday Daily Schedule

At Your Leisure – Raise the Flag at Your Campsite

7:30 AM – 9:00 AM – Continental Breakfast

8:40 AM – Program Troop raises flag. Optional attendance.

9:00 AM – 11:50 AM – Morning Program

Monday & Tuesday = Session 1

Wednesday and Thursday = Session 3

12:00 PM – Lunch

1:00 PM – 2:00 PM – Troop Meeting

2:00 PM – 4:00 PM – Afternoon Program

Monday & Tuesday = Session 2

Wednesday and Thursday = Session 4

4:15 PM – 4:45 PM – Patrol Challenges

4:45 PM – 5:15 PM – Senior Patrol Leader & Scoutmaster Meeting

5:30 PM – Dinner

6:45 PM – Troop Patrol Leader's Council

8:00 PM – Flag Ceremony

8:15 PM – Evening Program

### Family Night Schedule

**(Thursday at Saukenauk, Wednesday at Eastman)**

Follow the Monday – Friday Daily Schedule until 5:00 PM

4:45 PM – Senior Patrol Leader & Scoutmaster Meeting

5:00 PM – Families start arriving at Camp

5:30 PM – Troop Sponsored Potluck Dinner at Campsite (No Food Service Available This Evening)

8:00 PM – Flag Ceremony

### Saturday Check-out

7:30 AM – Camp Guide arrives at your campsite with breakfast.

- Your Site Guide will bring the Campsite Check Out Form which will need to be completed before you leave your campsite.
- Submit your Evaluation Forms you'll receive on Friday.
- Your departure packet will include troop advancement sheet, summer camp patches, medical forms, and medicines. We strongly suggest that you review the contents **before** you leave camp. It is very difficult to clear up discrepancies after you leave.

10:00 AM – Camp Closed. All Units must have departed camp.



## *Sunday Check-in Schedule & Procedures:*

You're finally here! Plan on arriving at camp as a Unit, and park in the parking lot any time after 11:00am. Please proceed Directly to your Campsite and begin setting up. Your *Site Guide* will arrive to welcome you to camp, check you in, and take you through the camp orientation. Please note that check in will be done at the *campsite* and not at the Trading Post.

### Orientation

**Meet Your Unit's Site Guide** – Site Guide will meet you at your campsite sometime between 12:30 and 1:30pm. Your Site Guide will stay with you throughout Sunday to assist in setting up your campsite and to walk you through the orientation.



**Unload gear and set-up camp** – Units that bring trailers will be allowed to drive one vehicle back to their campsite to drop the trailer for the week. Additional vehicles will not be allowed to drive into camp. Please plan accordingly.

If you have worked everything out in advance, your registration should go smoothly. Please don't wait until camp to pay fees or ask unanswered questions as this slows down check-in.

**On Site Check In** – One of our Camp Admin will come to your campsite with copies of your payment history, rosters, merit badge sign ups, and the camp newspaper of the day. We will check you in on your campsite and collect all necessary documents and conduct a quick medical check.

**Medical Check** – Please bring all official complete BSA medical forms and medications with you to this recheck. We can only accept fully completed, signed, and official BSA Health and Medical Records. If you have a Unit Lock Box for medications, you may keep prescriptions in your campsite. Please note the vaccination policy in our *Health and Safety* chapter at the end of this guide. ***If a member of your unit does not have a medical form, they may not stay the night on Sunday and may not return to camp until a completed form is submitted.*** We have until Campfire on the first day of camp to get any deficiencies fixed.

**Swim Checks** – All Unit members (youth and adults) will participate in swim checks. You may do swim checks prior to arriving at camp (form on website). You will still need to visit the swimming area for an orientation. AQUATICS DIRECTOR MAY RETEST ANY SCOUT OR SCOUTER AT THEIR DISCRETION.

**Patrol Method Orientation** – Both our stellar camps follow the *Patrol Method* which is, as our founder stated, not simply *a way* to run the Scouting program but the *only way* to run the program.

**Dining Hall Orientation** – Learn the dos and don'ts for our Dining operations as well as dining hall etiquette.

**Camp Tour** – Yes, we know that many of you have been to camp before. That begin said, many of our merit Badge locations change from year to year depending on the facilities/equipment needed, timing of the merit badges, and other factors. Please attend the camp tour so you know where ALL activities and merit badges are.

5:30 PM – Dinner

6:30 PM – 7:15 PM – Senior Patrol Leader & Scoutmaster Meeting

8:00 PM – Flag Ceremony & Opening Campfire

# The Program

## Evening Programs

	Saukenauk Scout Reservation	Camp Eastman
<b>Sunday</b>	Opening Campfire	Opening Campfire
<b>Monday</b>	Night Climb/Glow Zip/Beach Bonfire Party at Jambo Beach	Glow Sports/Beach Bonfire Party at Waterfront
<b>Tuesday</b>	Silver Tomahawk Call Out	Order of the Arrow, National Honor Society Call Out
<b>Wednesday</b>	Troop Campfires	Silver Tomahawk Call Out
<b>Thursday</b>	Order of the Arrow, National Honor Society Call Out	Troop Campfires
<b>Friday</b>	Beach Party Luau & Outpost Night	Beach Party Luau & Outpost Night
<b>Every Night</b>	Outdoor Movie, Music Under the Stars	Outdoor Movie, Music Under the Stars

## Outpost Opportunities

**Wilderness Survival** – To participate you must either be enrolled in the Wilderness Survival merit badge or you must have already earned it. Utilizing only what you bring with you, pack into the back reaches of camp and set up shelter for the evening. Scouts will depart after dinner and return the next morning in time for breakfast. Adults may attend as well. Shelters will be built throughout the day on Friday.

**Buckskin Adventure** – Leaving before dinner, head out into the depths of the woods and experience trail cooking, outpost activities, and an overnight. Bring your tent, a tarp, or build your own shelter. Scouts will return in time for the morning program.



**First Year Camper Cabin Camp In** – Exclusively for first year campers, get to know your fellow Scouts from Troops near and far. We're taking over one of the cabins for a night. We'll have games and activities, but we don't encourage you to stay up all night.

## Green Bar – First Year Camper Program

The First Year Camper and Green Bar areas will be merged in 2022! Join us each morning for work on 2<sup>nd</sup> and 1<sup>st</sup> Class Requirements as well as demonstrations, activities, and practical outdoor practice. Scouts will NOT complete all of the requirements for 2<sup>nd</sup> and 1<sup>st</sup> Class ranks, which take roughly 3-4 months to finish when done properly. This will help put a dent in those ranks as we focus on the ones that lend themselves to the outdoors.

## Zenith – Older Scout Program

New, Zenith is an older Scout program with different adventures throughout the week. Some activities may run past 10:00pm. The program is designed for Scouts age 14+. Some Merit Badges are operated by the Zenith Program and do not have age restrictions unless noted. Please use appropriate judgement on appropriateness of activities for your Scouts.

- Search and Rescue Merit Badge (SSR)
- Port of Eastman (CE)
- Capture the Flag
- Chopped After Dark
- Cook Outs
- Challenges versus Staff
- Night Paddleboard
- Sunset & Sunrise Hikes



## Choose Your Adventure Friday

Friday is filled with activities that highlight each of our Camp's amenities. Here is a brief list, more opportunities will be available as we continue to recruit our staff and solidify our plan throughout the Spring.

- 3D Printing (CE)
- Mile Swim (SSR)
- Wood Carving Challenge
- Lego Robots (CE)
- Water Carnival
- RC Race Cars (CE)
- SM vs SPL Shoot



## Merit Badges

The 2022 Merit Badge Schedule with prerequisites will be available for download on the Council's Camp Resource Page located here:

<https://www.mississippivalleybsa.org/camps/camp-resources-3/>

One leader should sign up Scouts for Merit Badges beginning April 15. Print off your Merit Badge schedule and confirm with each Scout. Encourage them to begin working on the prerequisites

## Prerequisites

Please note that we do not give away merit badges freely. They must be earned. There are very few merit badges that can be completed 100% at camp without doing some prep work. Please review the full spreadsheet on our website at [www.mvc-camps.com](http://www.mvc-camps.com) in order to know what requirements, purchases, or fees are involved with the merit badges.

Verification involves bringing a Scoutmaster written & signed letter, bringing pictures of the completed items, or bring the project/report itself.

## Merit Badge Sign-up

You may begin signing up for Merit Badges on April 15, 2022. The Summer Camp Registration Portal can be accessed through <https://registration.mississippivalleybsa.org/summer-camp/login> and click on the camping section. Due to limited space and resources, some Merit Badges will have a cap and will be filled on a first come, first serve basis. Usernames and Passwords to the system will be e-mailed by April 1, 2022.

## Daily Patrol Challenges

Each day in the afternoon, all Patrols will have the opportunity to compete in an inter-patrol activity. Will your Patrol come out victorious? Some potential activities including *bags* competitions, large connect four, and tug of war.

## Scoutmaster Support

If you or another leader are interested in teaching a merit badge in exchange for a reduced or free summer camp fee, please reach out to [mvc@scouting.org](mailto:mvc@scouting.org) by 3/15/2022.



## Camp Eastman Merit Badge Schedule

Full list with times found at <https://www.mississippivalleybsa.org/camps/camp-resources-3/>. Please refer to full version to confirm eligibility for merit badge class. If a class is full, reach out to staff at [mvc@scouting.org](mailto:mvc@scouting.org) to explore options. Class session may be added due to demand.

2022 CE Troop Summer Camp Schedule											
Activity/Merit Badge	Session 1	Session 2	Session 3	Session 4	Nth Hour	Difficulty	Cap	Restrictions	Fees	Prereqs	Notes
AQUATICS											
Lifesaving			X			Intermediate	16	Blue Swimmer, Swimming MB, & Req 1a		1a	
Swimming	X					Beginner	30	Blue Swimmer			
Instructional Swim	X					Beginner	16				Non-Merit Badge Activity
WATERFRONT											
Canoeing		X				Intermediate	10	Blue Swimmer, Swimming MB			
Kayaking				X		Intermediate	10	Blue Swimmer, Swimming MB	Eastman Exclusive	2, 4, 8d, 9	
Motorboating		X		X		Expert	6	Blue Swimmer, Swimming MB	Eastman Exclusive	4	Must have Boating Permit for Illinois
Small Boat Sailing		X		X		Expert	10	Blue Swimmer, Swimming MB	Eastman Exclusive	5	
Stand-up Paddleboarding					7-8:15pm	Beginner	10	Blue Swimmer, Swimming MB	Non-Merit Badge Activity		New Group Each Day M-Tr
SCOUTCRAFT AREA											
Basketry		X		X		Beginner	30		~\$14 Basketry Kit #845047		Classroom on Day 1, Assistance on Day 2
Camping		X		X		Intermediate	20			4b, 5e, 7, 8d, 9	
Cooking	X		X			Expert	15		\$15 Activity Fee	5c, 5d, 5e, 6c, 6d	Fee covers the cost of food.
Leatherwork	X					Beginner	30				
Pioneering		X				Beginner	15				
Woodcarving			X			Beginner	20		~\$8 Purchase of Slide Kit	2a	Totin' Chip awarded by Troop.
Geocaching	X					Intermediate	16			7, 8, 9	CE Exclusive
Indian Lore			X			Beginner	30		~\$13 Kit & \$20 Moccasin Kit		CE Exclusive; Must also make a clothing item
NATURE											
Astronomy					9pm M-Tr	Beginner	20			5b, 8	
Mammal Study			X			Beginner	20			4	
Fishing	X	X				Beginner	20			9	Time will be provided to fish for Req #9
Nature				X		Beginner	20				
Fish & Wildlife Mgmt.		X				Intermediate	20			5	
Insect Study				X		Intermediate	20			5, 9	CE Exclusive
Engineering			X			Intermediate	20			1	CE Exclusive
Robotics	X					Expert	16				CE Exclusive
Sustainability			X			Intermediate	20			2	CE Exclusive
ZE NITH - (Older Scout Program)											
Archery	X			X		Intermediate	16		~\$8 Purchase of Arrow Kit		
Rifle Shooting		X		X		Intermediate	14		\$5 Activity Fee		
Shotgun Shooting	X		X			Intermediate	10		\$10 Activity Fee		
Search & Rescue			X			Expert	16	14+ years old			
GREEN BAR - (First Year Program)											
2nd Class Skills	X					Beginner	20				
1st Class Skills		X				Beginner	20				
Scouting Heritage			X			Beginner	20		~\$5 Merit Badge Pamphlet	4, 5, 8	Merit Badge Pamphlet will be needed.
Pulp & Paper					1:00pm Fr	Beginner	20			6, 7	
Signs, Signals, and Codes	X					Beginner	20			7	
Disabilities Awareness				X		Beginner	20			2, 4	



## Saukenauk Scout Reservation Merit Badge Schedule

Full list with times found at <https://www.mississippivalleybsa.org/camps/camp-resources-3/>. Please refer to full version to confirm eligibility for merit badge class. If a class is full, reach out to staff at [mvc@scouting.org](mailto:mvc@scouting.org) to explore options. Class session may be added due to demand.

2022 SSR Troop Summer Camp Schedule											
Activity/Merit Badge	Session 1	Session 2	Session 3	Session 4	Nth Hour	Difficulty	Cap	Restrictions	Fees	Prereqs	Notes
<b>AQUATICS</b>											
Lifesaving		X		X		Intermediate	16	Blue Swimmer, Swimming MB, & Req 1a		1a	
Swimming	X		X			Beginner	20	Blue Swimmer			
Instructional Swim	X		X			Beginner	16				Non-Merit Badge Activity
Snorkeling BSA			X			Intermediate	10	Blue Swimmer			Non-Merit Badge Activity; Saukenauk Exclusive
Canoeing		X		X		Intermediate	10	Blue Swimmer, Swimming MB			
Rowing		X		X		Intermediate	10	Blue Swimmer, Swimming MB			Saukenauk Exclusive
<b>SCOUTCRAFT AREA</b>											
Basketry		X		X		Beginner	30		~\$14 Basketry Kit #645047		Classroom on M, Assistance T - R
Camping		X		X		Intermediate	20			4b, 5e, 7, 8d, 9	
Cooking	X		X			Expert	15		\$15 Activity Fee	5c, 5d, 5e, 8c, 8d	Fee covers the cost of food.
Orienteering	X		X			Beginner	20			10	Saukenauk Exclusive
Wilderness Survival				X		Expert	20			5	Saukenauk Exclusive; Bring Req 5 with you.
Leatherwork	X					Beginner	30				
Pioneering		X				Beginner	15				
Woodcarving			X			Beginner	20		~\$8 Purchase of Slide Kit	2a	Totin' Chip awarded by Troop.
<b>NATURE</b>											
Astronomy					9pm M-Tr	Beginner	20			5b, 8	
Bird Study					7am & 8pm				Binoculars (You may BYO)	8	M-Tr Must attend BOTH times; SSR Exclusive
Mammal Study			X			Beginner	20			4	
Fishing	X	X				Beginner	20			9	Time will be provided to fish for Req #9
Nature				X		Beginner	20				
Environmental Science			X			Expert	20				Saukenauk Exclusive
Plant Science				X		Expert	20				Saukenauk Exclusive
Exploration		X				Intermediate	20			5	Saukenauk Exclusive
Forestry	X					Intermediate	20				Saukenauk Exclusive
<b>ZENITH - (Older Scout Program)</b>											
Archery	X			X		Intermediate	16		~\$8 Purchase of Arrow Kit		
Sporting Arrows			X			Intermediate	10	Archery/Merit Badge			SSR Exclusive; Non-Merit Badge Activity
Long-Range Rifle Shooting	X					Intermediate	8	Rifle Shooting MB	\$5 Fee		SSR Exclusive; Non-Merit Badge Activity
Rifle Shooting		X		X		Intermediate	14		\$5 Activity Fee		
Shotgun Shooting	X		X			Intermediate	10		\$10 Activity Fee		
Pistol Shooting		X				Expert	4	14+ years old	\$10 Activity Fee		SSR Exclusive; Non-Merit Badge Activity
Paintball (Target Shooting)		X				Intermediate	20		\$10 Activity Fee		SSR Exclusive; Non-Merit Badge Activity
Climbing	X		X			Expert	24				Saukenauk Exclusive
Welding		X				Expert	6				Saukenauk Exclusive
Search & Rescue			X			Expert	16	14+ years old			SSR Exclusive; Non-Merit Badge Activity
ATVs					Session 2 & 4	Expert	5	16+ years old			SSR Exclusive; Non-Merit Badge Activity
<b>GREEN BAR - (First Year Program)</b>											
2nd Class Skills	X					Beginner	20				
1st Class Skills		X				Beginner	20				
Scouting Heritage			X			Beginner	20		~\$5 Merit Badge Pamphlet	4, 5, 8	Merit Badge Pamphlet will be needed.
Pulp & Paper					1:00pm Fr	Beginner	20			6, 7	
Signs, Signals, and Codes	X					Beginner	20			7	
Disabilities Awareness				X		Beginner	20			2, 4	



# Organizing Your Unit

## Unit Leaders

Make sure you are familiar with this guide, check the website often, and attend Roundtable for up-to-date information. <https://www.mississippivalleybsa.org/camps/>

Start by prepping your Unit early and promote camp year-round to help keep Scouts excited about summer camp.

- Attend a Pre-Camp Leaders meeting.
- Mark all deadline dates (deposits, camperships, final payment, meetings, etc.) on the Unit's calendar.
- Sell Camp Cards as a unit in order to help Scouts pay their way to camp and emphasize being *thrifty*.
- Schedule time with each Scout to go over possible Merit Badges and special programs
- Schedule time with the Order of the Arrow to conduct unit elections.
- Conduct a "Troop Camp Kick-Off" to inform families of plans and answer questions.
- Finalize rosters and submit merit badge preferences online via the camp registration system
- Organize all medical forms, payments, and travel for camp.

We encourage you to take the following steps:

- Schedule a time during your Troop Meeting for patrols & Scouts to review the merit badge schedule.
- Have them write out which merit badges they desire to take and an alternate in case the class is full
- Make sure to talk with the Scout about prerequisites, things they must do before camp or they will not complete the badge and will receive a 'partial' to which they will need to find a counselor to complete

## Tent & Cot Rental

Tents and Cots are available for use free of charge. Please e-mail us with the quantity of tents & Cots June 1<sup>st</sup> to [mvc@scouting.org](mailto:mvc@scouting.org) to reserve your tents and cots.

## Parents

Informed families can greatly enhance your Scout's summer camp experience and ease anxieties for first time campers. Be familiar with this guide and work closely with your Unit leadership to stay informed.

- Mark all deadlines on your calendar – ask your Unit leader as they may require earlier deadlines in order to process all Unit members' money and paperwork before they turn it in as a troop.
- Schedule time to get your Scout's physical done. Use the official BSA Health and Medical Form and turn it into your Unit. We suggest you keep a copy for your records.
- Work with Unit Leadership to find out which Merit Badges and programs are good for your Scout.
- Look through suggested items to bring to camp and work with Unit leadership to determine all gear to be taken to camp.
- Attend "Unit Camp Kick-off" to get latest information and ask questions.
- Mark Family Night Dates for camp and plan on attending and supporting your Scout!



## *Dining Hall*

We aim to maximize the amount of time your Scouts get to spend working on merit badges, exploring, adventuring, and making memories.

### **Breakfast**

Breakfast will be served continental style with hot and cold items. Breakfast will be served from 7:30 AM to 9:00 AM. There will be no assigned seating or table waiters. You may eat with whomever you would like. You do not need to attend as a Troop, we will leave that up to each individual Troop. We are fine if Scouts want to sleep in or skip breakfast entirely, that is a Troop decision.

### **Lunch**

Sack lunches will be provided each day. This does not necessarily mean a cold lunch each day. Lunches will be distributed from the Dining Hall. You may eat wherever you like and with whom you'd like. Please clean up after yourselves.

### **Dinner**

Dinner will be served per tradition with a buffet line and salad bar.



## *Visitor Policy*

Visitors are always welcome in camp. Overnight accommodations for parents and visitors are not available during summer camp unless they are a registered camper. Upon arrival, all visitors must check in and check out at the Trading post (**includes family night**).

All visitors will be expected to follow all camp rules, please inform families before their arrival. Meals for visitors at camp are \$7.00 per meal and can be purchased in the Trading Post.

## Order of the Arrow

The Order of the Arrow (OA) is Scouting National Honor Society. The OA recognizes those Scouts and Scouters who go above and beyond in their unit and live by the Scout Oath and Scout Law. The Order of the Arrow takes the virtues that makes the Scouts great and expands them through various programs, training, leadership opportunities, and more.



BLACK HAWK LODGE  
ORDER OF THE ARROW

Black Hawk Lodge is the local Order of the Lodge for Mississippi Valley Council. The Lodge holds four main events each year. These consist of Lodge Leadership Development, Spring Conclave, Fall Reunion, and Winter Banquet. These are only a few of the events held by the Lodge each year.

A large part of the Order of the Arrow is Cheerful Service. The Lodge provides service year-round to the Council, Camps, and Community year-round. The service ranges from serving staff during events, clearing trails, painting buildings, adding improvements to camp, promoting the council at expositions, sand bagging during a flood, and many more.



The Order of the Arrow goes further than in Council events. Every year Lodges from multiple Councils get together for a Section Conclave. During this get-together, there are various unique activities, competitions, and shows. On a larger scale, every two years, Lodges from across the Nation (and further) get together at a college campus for the National Order of the Arrow Conference (NOAC). NOAC is a one in a lifetime experience for every Arrowmen who attends.

In Order to be eligible for election in the Order of the Arrow, a Scout must obtain the rank of First Class, and have completed 15 days and nights of overnight scout camping. Once the requirements are met, a unit election must be completed. Scouters (18+) are required to achieve the same camping requirements as well as a nomination must be submitted to the Lodge. Those who are elected will be announced during the Call-out Ceremony during Summer Camp. For more information about membership requirements see <https://oa-bsa.org/about/membership>. It is each unit's responsibility to schedule a Unit Election prior to Summer Camp. To schedule an election visit [blackhawkklodge.org](https://blackhawkklodge.org).



Out of Council units are still able to recognize those who have been selected as candidates. To do so, a letter from the home Lodge must be given to the Order of the Arrow Coordinator for that week of Camp. Unit elections are not allowed to be performed for an out of Council unit due to National Policy.

For more information about Black Hawk Lodge, be sure to check out [blackhawkklodge.org](https://blackhawkklodge.org) for more information.

SCOUTING'S NATIONAL HONOR SOCIETY



## *Tribe of the Silver Tomahawk*



Tribe of the Silver Tomahawk serves as a youth ran leadership enhancement program unique to the Mississippi Valley Council designed to help the Mississippi Valley Council fulfill its mission of preparing the young people of Southeast Iowa, West Central Illinois, and Northeast Missouri to make ethical choices over their lifetimes by instilling in them the values of the Scout Oath and Scout Law.

Tribe of the Silver Tomahawk accomplishes its purposes by affording members ongoing opportunities for introspection on Scouting values as well as practical application of those ideals. The program is focused on young men and young women who have shown leadership abilities through specific achievement and growth and provides them with a distinctive lifelong direction. The program is energized by memorable customs and traditions. Adult leaders are introduced to the program so that they may interpret and encourage the use and application of those principles in the lives of youth. Those who have embraced the principles of Silver Tomahawk will find their lives enriched by a vision raised to higher sights, see their performance increased beyond previous limitations, and will develop lifelong friendships. They will stand tall within their communities as examples of unselfish service and of willing leadership.

Mission - the mission of the Tribe of the Silver Tomahawk is:

- To guide boys to honorable manhood using the principles of the Scout Oath and Law, and to foster continued participation in Scouting
- To guide girls to honorable womanhood using the principles of the Scout Oath and Law, and to foster continued participation in Scouting

Method - This is accomplished by using adult leadership to guide young men and women on the trail of authentic manhood and authentic womanhood. Silver Tomahawk's ceremonies, customs and traditions blend the spirit and pride of the American Indian with the ideals and objectives of Scouts BSA. The Scouting adventure is prolonged using an historical theme that has held the attention and captured the imagination of youth and adults alike for many generations.

For membership requirements or any other questions please see the Tribe of the Silver Tomahawk Facebook page.



# Provisional Troop Summer Camp

This program is designed for Scouts who are unable to attend during their unit's selected week of Troop Summer Camp or for Scouts who wish to attend a second week of Troop Summer Camp for ½ price!!! Out of Council Scouts are welcome to attend too, even in large groups!

We provide the adult leadership in the form of a volunteer Scoutmaster and a camp staff Assistant Scoutmaster. Scouts can participate in unique programs, meet new Scouts from around the Council, and experience the VIP Treatment while at camp.



## Camp Properties

### Saukenauk Scout Reservation

Adventure awaits at this back-woods property with 600+ of acres to roam and explore. This camp focuses on adventure and shooting sports while still maintaining the traditional camp experiences.

- June 12 – 18 – Week 1 (Saukenauk Scout Reservation)
- June 19 – 25 – Week 2 (Saukenauk Scout Reservation)

### Camp Eastman

The tranquility of the Mississippi River & thrill of opportunity awaits at Camp Eastman. Activities are balanced between standard camp fair and a heavy emphasis on STEM & Aquatic/Boating activities.

- July 10 – 16 – Week 1 (Camp Eastman)
- July 17 – 23 – Week 2 (Camp Eastman)

## Camp Fees

Provisional Troop Summer Camp	
2022 Early Bird If paid by 4/14/22	\$305/Scout
2022 Standard Price If fees paid after 4/14/22	\$330/Scout

If you attend a second camp, the lesser of the two is 50% off – applicable to SBSA Summer Camps, Trail to Eagle, Duty to God Retreat, SSR Back Country Experience, & NYLT

## Registration

Please register & select your merit badges via our online form <https://www.mississippivalleybsa.org/2022-provo/>

## Check-In

Please arrive promptly at Noon on the first day of your camp week to the Trading Post. Please unload all of your gear and stack it in one pile prior to checking in. Parents will have the opportunity to meet the leaders and depart around 12:30ish.

## Additional Notes

- In addition to the “What to Bring to Camp” later in this guide, you are welcome to bring a tent, or we can provide one for you at no charge.
- Please pack only what you can carry to your Campsite. Ox-Carts will be available.

## Specific Questions

Please contact our Council Scout Service Center at 319-754-8413, 217-224-0204 or [mvc@scouting.org](mailto:mvc@scouting.org)







# OA Service Corps

The Order of the Arrow Service Corps (OASC) is a week-long program that runs along with week 2 and 4 of the Scouts BSA Summer Camp. During Service Corps, Arrowmen spend their morning doing a special service project for the camp and their afternoon is at their leisure. This is a great opportunity for Arrowmen to give back to their camp as well as meet new scouts from the council all. This week-long program runs concurrently with Troop Summer Camp at Saukenauk Scout Reservation.

We provide the adult leadership in the form of a volunteer Scoutmaster and a camp staff Assistant Scoutmaster. Brothers can participate in unique programs, meet new Scouts from around the Council, and provide cheerful service.

## Dates

- June 19 – 25– Week 2 (Saukenauk Scout Reservation)
- July 17 – 23 – Week 2 (Camp Eastman)

## Camp Fees

OA Service Corps	
<b>2022 Early Bird</b>	\$305/Scout
<b>If paid by 4/14/22</b>	\$155/Adult
<b>2022 Standard Price</b>	\$330/Scout
<b>If fees paid after 4/14/22</b>	\$180/Adult

If you attend a second camp, the lesser of the two is 50% off – applicable to SBSA Summer Camps, Trail to Eagle, Duty to God Retreat, SSR Back Country Experience, & NYLT

## Registration

Please register via our online form. The Black Hawk Lodge will provide more instructions upon registration.

<https://www.mississippivalleybsa.org/2022-oa-corps/>

## Check-In

Please arrive promptly at Noon on the first day of your camp week to the Trading Post. Please unload all of your gear and stack it in one pile prior to checking in. Parents will have the opportunity to meet the leaders.

## Additional Notes

- Please bring a tent or we can provide one at no charge.
- Please pack only what you can carry to your Campsite. Ox-Carts will be available.
- Please pack work cloths for service projects.

## Specific Questions

Please visit [www.blackhawklodge.org](http://www.blackhawklodge.org) or [webmaster@blackhawklodge.org](mailto:webmaster@blackhawklodge.org) with any questions.



# National Youth Leadership Training

Are the Scouts in your unit equipped to be leaders? By attending National Youth Leadership Training (NYLT), the scouts will gain the skills needed to become the leader. By the end of the NYLT course, the Scouts will be equipped with the knowledge of what a leader must BE, KNOW, and DO to be successful.

The NYLT course is a weeklong program that allows scouts from across Mississippi Valley Council to come together and learn skills needed to run an ideal troop. To help teach these skills, the Scouts are split up into different patrols where they take turns in positions of leadership. What better way to learn skills than firsthand experience.

Of the different Leadership Trainings, NYLT leadership training is one of the very few that are offered for youth Scouts. It is the only training that is offered at the Council level and is required to attend any of the larger training courses. Nationwide, majority of Units require a Scout to have attended NYLT for them to become Senior Patrol Leader.

## Requirements:

- First Class Scout
- At least the age of 13 at start of course (or completed 7<sup>th</sup> grade)
- Scoutmasters Recommendation

## Objectives

- Teach advanced contemporary leadership skills to Scouts
- Live in a model Troop setting and simulate one month of program
- Prepare Scouts for leadership roles in your Troop and life
- Reinforce the fundamentals of camping
- Provide practical application of learned leadership skills.

## Camp Fees

NYLT	
<b>2022 Early Bird If paid by 4/14/22</b>	\$305/Scout
<b>2022 Standard Price If fees paid after 4/14/22</b>	\$330/Scout

If you attend a second camp, the lesser of the two is 50% off – applicable to SBSA Summer Camps, Trail to Eagle, Duty to God Retreat, SSR Back Country Experience, & NYLT

## *Camp/Date, Registration, & Fees*

### Saukenauk Scout Reservation

Adventure awaits at this back-woods property with 600+ of acres to roam and explore. This camp focuses on adventure and shooting sports while still maintaining the traditional camp experiences.

- June 26 – July 1

Please register via our online form here: <https://www.mississippivalleybsa.org/events/nylt-2022/>

## *Arriving & Checking In*

Please arrive promptly at Noon on the first day of your camp week to the Trading Post. Please unload all of your gear and stack it in one pile prior to checking in. Parents will have the opportunity to meet the leaders and depart around 12:30ish.

## *Program*

Throughout the course, presentations will be given by the staff on 14 core skills of leadership. These include the following: Communicating, Visions, Goals, Planning, Stages of Team Development, Leading Yourself, Servant Leadership, Solving Problems, S.S.C. Assessment tool, EDGE Method, Decision Making, Valuing People, Resolving Conflict, Leading Change, and Resilience.

## *What to Bring*

See the *What to Bring to Camp* section later in this guide. You may choose to bring your own tent or we can provide a canvas Wall tent.





# Duty to God Retreat

This half-week summer camp is non-denominational in form and will introduce your Scouts to the BSA Religious Awards for your faith, help your Scouts understand what reverence is and how that applies to the Scout Oath, Law, and everyday life. Additional activities will be provided for you to do at home as a family and with your religious leader. This is operated as a Provisional camp where we provide the leadership and Scouts do not need to attend with their Troop. This camp will not go in depth into any specific faith but will focus on the BSA definition of *Reverent*: A Scout is faithful in his/her religious duties and respects the convictions of others in matters of custom and religion.

## Objectives

- How to think and act as a reverent Scout
- Growth in their personal faith
- Introduction to BSA Religious Awards for their faith
- Building young lives to make good and ethical choices over their lifetimes

## Camp/Date

### Camp Eastman

The tranquility of the Mississippi River & thrill of opportunity awaits at Camp Eastman.

- July 28-30

## Registration & Camp Fees

Please register via our online form: <https://www.mississippivalleybsa.org/events/2022-duty/>

Duty to God Retreat	
2022 Early Bird If paid by 4/14/22	\$175/Scout
2022 Standard Price If fees paid after 4/14/22	\$200/Scout

If you attend a second camp, the lesser of the two is 50% off – applicable to SBSA Summer Camps, Trail to Eagle, Duty to God Retreat, SSR Back Country Experience, & NYLT

## Specific Questions

Please contact our Council Scout Service Center at 319-754-8413, 217-224-0204 or [mvc@scouting.org](mailto:mvc@scouting.org)

## Schedule

### Thursday Schedule


8:00 AM – 8:30 AM – Check-In @ Trading Post  
8:30 AM – 12:00 PM – Campsite Setup & Camp Orientation  
12:00 PM – 1:00 PM – Lunch  
1:00 PM – 4:30 PM – Afternoon Program  
5:30 PM – 6:30 PM – Flag Ceremony & Dinner  
7:00 PM – 9:00 PM – Evening Program  
10:00 PM – Quiet Time

### Friday Schedule

7:45 AM – Flag Ceremony  
8:00 AM – 9:00 AM – Continental Breakfast  
9:00 AM – 11:50 AM – Morning Program  
12:00 PM – Lunch  
1:00 PM – 5:30 PM – Afternoon Program  
5:30 PM – Flag Ceremony & Dinner  
7:00 PM – 9:00 PM – Evening Program

### Saturday Schedule

7:45 AM – Flag Ceremony  
8:00 AM – 9:00 AM – Continental Breakfast  
9:00 AM – 11:50 AM – Morning Program  
11:00 – Scoutmasters arrive to assist with Scoutmaster Cookout  
12:00 PM – Scoutmaster & Parent Cookout  
1:00 PM – Depart for Home



## Program

Youth will be split into Middle and High School groups. The non-denominational program will focus on the following tenets:

- Team Building
- Chaplain Aid Training
- Reflection
- Compassion
- Intentionality
- Thoughtfulness
- Forgiveness


## Additional Notes

- In addition to the “What to Bring to Camp” items (found later in this guide), you are welcome to bring a tent or we can provide one for you at no charge.
- Please pack only what you can carry to your Campsite. Ox-Carts will be available.
- Trading Post will be open
- Please bring all official complete BSA medical forms and medications with you. We can only accept fully completed, signed, and official BSA Health and Medical Records. Please note the vaccination policy in our *Health and Safety* chapter at the end of this guide.



# SSR Back Country Experience

A full week of backpacking around Saukenauk Scout Reservation! Treat this like a mini-Philmont trek (trail meals included) as you explore the back 2/3 of the Reservation and enjoy other high-adventure style activities. This is operated as a Provisional camp where we provide the leadership and Scouts do not need to attend with their Troop.



## Objectives

- Provide an experience for older Scouts to enjoy Scouting in a trek activity
- Teach Scouts advanced outdoor and camping skills
- Provide an experience that could help prepare a Scout to attend a trek at Philmont Scout Ranch

## Camp/Date

### Saukenauk Scout Reservation

Adventure awaits at this back-woods property with hundreds of acres to roam and explore.

- June 26 – July 1

## Registration & Camp Fees

Please register via our online form: <https://www.mississippivalleybsa.org/events/2022-back-country/>

SSR Back Country Experience	
2022 Early Bird If paid by 4/14/22	\$250/Scout
2022 Standard Price If fees paid after 4/14/22	\$275/Scout

If you attend a second camp, the lesser of the two is 50% off – applicable to SBSA Summer Camps, Trail to Eagle, Duty to God Retreat, SSR Back Country Experience, & NYLT

## Arrival & Checking-In

Please arrive promptly at Noon on the first day of your camp week to the Trading Post. Please unload all of your gear and stack it in one pile prior to checking in. Parents will have the opportunity to meet the leaders and depart around 12:30ish.

## Specific Questions

Please contact our Council Scout Service Center at 319-754-8413, 217-224-0204 or [mvc@scouting.org](mailto:mvc@scouting.org)



## Program

Scouts will prep for their hike and conduct a pack shakedown on their first day. Each day they will hike around Saukenauk Scout Reservation to Outpost locations where they will have back-country activities. Check out amazing places on our Reservation including Buckskin, a former lakebed, Camp Iroquois, Camp Illini, and Camp Illini.

## Schedule

### Sunday

12:00 PM Arrival and Check In  
12:30 PM Orientation & Pack Shakedown  
4:00 PM Hike Out

### Saturday

11:00 AM Scoutmasters & Parents Arrive to Cook Lunch  
12:00 PM Scoutmaster/Parent Cookout Lunch  
1:30 PM Depart for Home



## What to Bring to Camp (Trek Format)

### Clothing

- \_ Scout shorts (1-2 Pair)
- \_ Scout belt
- \_ Scout Socks / Hiking Socks (2-3 Pair)
- \_ Sturdy hiking boots, waterproofed
- \_ Swim Suit
  - o Boys – No brief style speedo's allowed
  - o Girls – One-piece or two-piece that is high neck crop bikini top – no ties allowed for tops or bottoms
- \_ Rain Gear or Light Jacket

### Personal Hygiene

- \_ Tooth Brush
- \_ Tooth Paste
- \_ Soap
- \_ Towel
- \_ Non Aerosol Sun Screen
- \_ Non Aerosol Insect Repellent

### Medicine

- \_ BSA Med Form parts A, B, and C (Physical)
- \_ Medications in original packages

### Scout Gear

- \_ Scout Handbook
- \_ Small Flashlight
- \_ Pocket Knife
- \_ Personal First Aid Kit

### Camping Equipment

- \_ Sturdy backpack, a day pack will not work
- \_ Ground Cloth (Recommended 10x10)
- \_ Sleeping Pad
- \_ Sleeping Bag or Blanket
- \_ Light weight pillow
- \_ Spoon
- \_ Two Cups (One for Eating, one for Drinking)
- \_ Wide Mouth Waterbottle or Canteen (2)

### Optional Items

- \_ Extra Ziplock Bags
- \_ Light Shoes (for around campsite only)
- \_ Pack Cover (Trash Bag Works)
- \_ Flip Flops (For Shower)



# Trail to Eagle Camp

This camp will walk your Scout through everything they need to know and do to earn Star, Life, and Eagle. Some Eagle Required badges NOT offered at Troop Summer Camp will be available and they will get to work directly with the Eagle Boards. This is operated as a Provisional camp where we provide the leadership and Scouts do not need to attend with their Troop.

## Objectives

- Prepare Scouts who are at least First Class as they walk through ALL requirements to Eagle Scout
- Meet the Eagle Board volunteers and learn about the two Board of Reviews (Project & Final)
- Have the opportunity to earn Eagle Required Merit Badges
- Network with other aspiring Eagle Scouts
- Live the Scouting Values



## Camp/Date

### Saukenauk Scout Reservation

Adventure awaits at this back-woods property with hundreds of acres to roam and explore.

- July 31 – August 5

## Registration & Camp Fees

Please register via our online form and sign up for your Merit Badges at this website:

<https://www.mississippivalleybsa.org/events/2022-eagle/>

Trail To Eagle	
2022 Early Bird If paid by 4/14/22	\$325/Scout
2022 Standard Price If fees paid after 4/14/22	\$350/Scout

## Arrival & Checking-In

Please arrive promptly at Noon on the first day of your camp week to the Trading Post. Please unload all of your gear and stack it in one pile prior to checking in. Parents will have the opportunity to meet the leaders and depart around 12:30ish.

## Additional Notes

- You are welcome to bring a tent or we can provide one for you at no charge.
- Please pack only what you can carry to your Campsite. Ox-Carts will be available.

## Trail to Eagle Merit Badge Schedule

2022 Duty to God Camp Schedule										
Activity/Merit Badge	Session 1	Session 2	Session 3	Session 4	Difficulty	Cap	Restrictions	Fees	Prereqs	Notes
<b>AQUATICS</b>										
Cooking	X		X		Expert	15		\$15 Activity Fee	5c, 5d, 5e, 6c, 6d	Fee covers the cost of food.
Citizenship in the Community	X				Beginner	15			2, 3a, 4, 6, 7, 8	
Citizenship in the Nation		X			Intermediate	15			2	
Citizenship in the World			X		Expert	15			3b, 7	
Citizenship in Society		X		X	Expert	15			2a, 6, 7, 8	
Communications	X				Beginner	15			2a, 5, 8	
Personal Management		X			Expert	15				
Hiking			X		Intermediate	15			4, 5	One 5 Mile Hike will be completed
Cycling				X	Expert	15			7 Riding Reqs	
Personal Fitness				X	Intermediate	15			1, 7, 8	



## *Tentative Schedule*

	Sunday	Monday	Tuesday	Wednesday	Thursday	Friday	
7:45		Flag Ceremony in Campsite					
8:00		Breakfast at the Campsite					
8:30							
9:00	Staff Arrive	Merit Badge 1	Merit Badge 1	Merit Badge 3	Merit Badge 3	Trainer's Edge with Working Lunch	
9:30	Staff Mtg, Brunch & Picture						
10:00							
10:30							
11:00							
11:30							
12:00	Check In at Trading Post	Lunch & Learn: All About Merit Badges	Lunch & Learn: All About Leadership Positions	Lunch & Learn: All About Scout Spirit, SM Conference, Board of Reviews	Lunch & Learn: Eagle Scouts in the Professional World ie Resumes etc		
12:30							
13:00	Set Up Camp						
13:30		Merit Badge 2	Merit Badge 2	Merit Badge 4	Merit Badge 4	Tear Down Camp	
14:00							Commissary Orientation
14:30							
15:00							
15:30						Eagle Application	
16:00	Camp Tour						Life After Eagle & a Parent Session
16:30						Troop Picture	
17:00	Dining Hall Dinner & Who Me Game	Dutch Oven Cooking	Propane Stove Cooking	Utensil-less Cooking	Backpack Stove Cooking	Scoutmaster & Parent Cook Out	
17:30		Service Hours: Types, Sources, Planning	Meeting the District Eagle Boards	Eagle Project	Do a Camp Service Project	Depart for Home	
18:00							
18:30							
19:00							
19:30							
20:00	Hygiene Hour						
20:30							



# What to Bring to Camp

You'll want to be prepared for your week at camp. The following lists should be a good beginning. Feel free to add to the list, and check with your unit as to what equipment may be provided.

- Completed and signed BSA Health and Medical Form (Any other form will NOT be accepted).
- Medications labeled with easy to read directions for the Medical Officer
- Prereq Merit Badge proof/documentation
- Scouts BSA uniform: shorts, shirt, socks.
- Scouts BSA Handbook
- Flashlight
- Appropriate hat (Scouts BSA or troop hat preferred)
- Appropriate summer clothing: i.e. t-shirt & shorts (Scouts BSA or Troop shirts preferred)
- Notebook and pencils
- Personal gear (towel, soap, toothbrush/paste, comb)
- Raincoat or poncho
- Sleeping bag or blankets
- Sneakers and/or hiking shoes
- Shower shoes or aqua-socks
- Spending money for the Trading Post OR a refillable Pre-Paid Card!
- Sweatshirt or light jacket
- Swimsuit
  - Boys – No brief style speedo's allowed
  - Girls – One-piece or two-piece that is high neck crop bikini top – no ties allowed for tops or bottoms
- Underwear and socks
- Bug spray (non-aerosol)
- Sun screen (non-aerosol)
- Merit Badge Books for merit badges for which you are registered.
- Troop and patrol flags

## Optional

- Cell Phone & Charger – some merit badges may have optional activities that are enhanced with cell phones
- Camera and film
- Compass
- Individual first aid kit
- Pocket knife
- Watch

## Please do NOT bring:

- TV's and gaming consoles
- Expensive jewelry or clothing
- Fireworks, Gasoline fueled stoves or lanterns
- Guns or weapons *of any kind*





# General Camp Rules

All units in camp must have at least two (2) leaders with the troop 24 hours a day. Both leaders must be at least 21 years of age, registered in Scouting, and current on their Youth Protection Training. Leaders may rotate if necessary.

The consumption, possession or use of alcohol in any form, and all controlled or illegal substances while on or near the premises of camp property is not permitted. Being under the influence or even having alcohol on the breath is a negative influence on our youth. Those individuals will be asked to leave, whether they are campers, leaders, staff, or visitors.

No firearms, bows, or arrows of any kind may be brought to camp. Absolutely no fireworks or personal ammunition of any kind are permitted at camp.

Liquid fuels are not permitted at camp. Propane may be used, but only under the supervision of an adult.

No fires or open flames are allowed in or near tents. This includes self-contained stoves and lanterns, mosquito coils, citronella candles and other such items. All tents must be clearly marked, "NO FLAMES IN TENTS."

Sheath knives are not practical for the type of camping done at summer camp. Do not allow your Scouts to bring them to camp.

Avoid using aerosol spray cans while at camp wherever possible.

Leaders do not smoke in program areas, campsites or anywhere in the presence of youth. Smoking is not permitted inside any camp structures. A designated area will be available for those wishing to do so.

Campers and RV's are not permitted in camp without prior approval of the Scout Office.

No electricity, except solar, is to be generated in campsites which includes running of extension cords from power sources. Troops that have disability needs will work with the Camp Director prior to camp to accommodate where possible. Batteries (inverter and/or rechargeable marine batteries) used for medical needs are allowed to be recharged at a location specified by the Camp Ranger. Vehicles will not be allowed to be used as sources of power in campsites.

All private vehicles are to be parked in the camp parking lot. Troop trailers can remain in the campsite, but vehicles cannot.

Personal bicycles are not permitted on camp property during summer camp.


No pets are to be brought to camp.

No additional family members or additional guests will be allowed to stay at camp unless they are registered campers.

Identification Bracelet - Each Scout and adult leader will be issued a color-coded bracelet for identification purposes. These bracelets must be worn at all times.

Closed toed shoes/sandals must be worn-please no flip-flops or open-toed sandals. This is done for safety reasons. Flip flops/open-toed sandals are allowed in the shower house, pool, and beach area.

Youth Protection policies & adequate adult leadership are required at all time.







# Health and Safety

## Health Lodge and Emergency Care

24-hour emergency medical care will be available by a Health Officer. A Scout or leader that has a medical problem should report to the Health Lodge as soon as possible. A medical doctor is on call for medical advice and emergencies and an AED is located in the Health Lodge.



## Insurance

The Mississippi Valley Council provides accident and liability insurance for those persons registered in the Boy Scouts of America and are registered campers. No other youth are permitted to camp nor participate in the program of the camp for insurance reasons. Out of Council units must present proof of insurance from their council upon check-in on Sunday or mail to the Scout Service Center prior to the camp session. Any accident that occurs while they are at camp is covered first by your insurance and then our insurance kicks in second. Claim forms must be filled out by the parents and physician and submitted to the Scout Service Center. Additional information about filing claims can be obtained from the Council Service Center (217) 224-0204.

## BSA Health and Medical Records

Medical forms can be downloaded at the Council website at [www.mississippivalleybsa.org](http://www.mississippivalleybsa.org). A medical exam, with Physician's signature and date, is required. A school, sports, or work physical exam is NOT acceptable. Any camper that does not have a physician's signature on the BSA Health and Medical Record will not be permitted to stay on site for more than 72 hours. We suggest the family keeps a copy for their records. **Please note there are several new changes to this form for 2022. Please make sure you have the most current medical form.**

## Vaccinations

Vaccinations will be required for 2022 per the Boy Scouts of America. The list of vaccination requirements can be found in the Guide to Safe Scouting and the Annual Health & Medical Record form published in January of 2022.

## Medication

While in camp, medications may be held by either the Health Officer or a Unit Leader. A Unit Leader may only keep medication if they can provide lockable storage at all times. All other medications will be checked in with the Health Officer.

## Tenting Policy

Effective January 1, 2022, Scouts can sleep in the same tent so long they are both vaccinated, same sex and less than 2 years apart in age. Proof of Vaccination will be required. If Scouts are not vaccinated, from the same household and less than 2 years apart in age, they cannot sleep in the same tent.



## Merit Badge Make Up Day

Save the date for August 6<sup>th</sup>, 2022 for our 2<sup>nd</sup> Annual Merit Badge Make Up Day! Scouts who did not complete a merit badge may bring their completed requirements for review by a registered Merit Badge Counselor. Scouts must bring their blue Merit Badge Card, wear full uniform, and their completed merit badge information. This is offered free of charge.



## 2023 National Jamboree



## National OA Conference

